



**14T PULLEY WHEELS KIT
FOR SHIMANO AND SRAM 12-SPEED MTB GROUPS**

TOOLS NEEDED

1. Hex Allen Keys (4mm / 5mm)



INSTALLATION VIDEO


For installation tutorial video, please follow the instructions in the "How To Install Oversize Pulleys Wheels for MTB by Nova Ride" video to properly mount your new cage on our Nova Ride Youtube channel.

Scan this QR Code to access our installation video and social media.

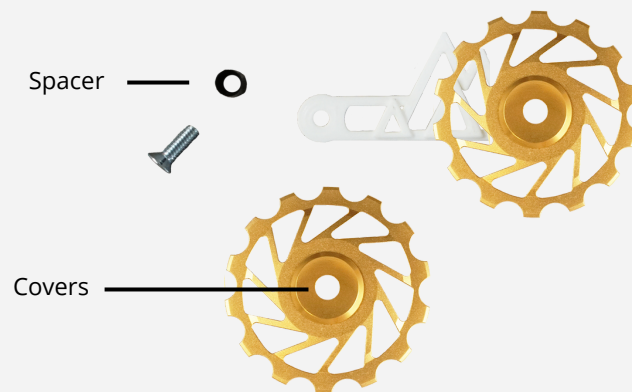


STEP 1

1. Remove the rear wheel of your bike.
2. Remove Nova Ride pulley wheels from their support by using the 4mm Allen key.



3. Here are the components to keep for the installation :
x2 pulley wheels
x4 covers
x2 spacers



4. First remove the pulley using a 5mm (Shimano) or a 4mm (SRAM) Allen key.



STEP 2

1. Replace the standard pulley by a Nova Ride pulley and screw the pulley back on with the same screw.



2. Remove the second pulley wheel by using the 5mm Allen key.




3. Replace the second standard pulley with the second Nova Ride pulley and screw the pulley back on with the same screw.



STEP 3

1. Check that your chain line is correct



2. Put the rear wheel back, with the chain and the derailleur to the smallest sprocket.



3. With this new pulley wheels kit, you should use a new chain.
4. To ensure the best riding performance make sure that your new Nova Ride pulley wheels are mounted correctly.
5. Now, you are finally ready to go.

MAINTENANCE

No set of rules can be made for how often your part have to be maintained. Our sealed bearings are protected with the alloy covers and enable a longer lifespan. We designed these parts in a way that you will not have to worry about maintenance or technical issues. No lubricants or grease are required to put on the bearings. During your rides, dirt may get between the cover and the bearings, you can remove it with water or a degreaser.

Please note that these are dry bearings, so do not use any lubricant.

WARRANTY TERMS

Nova Ride warrants all products to be free from defects in materials and workmanship. The warranty is effective from the original date of purchase. The warranty covers all Nova Ride products. It is non-transferable and valid to the original purchaser of the product only.

Ceramic Pulley Wheels : 4 years warranty

Any Nova Ride product found to be defective in materials and/or workmanship will be repaired or replaced at the discretion of Nova Ride. It is the sole responsibility of the product's user to inspect and examine the product on a regular basis to determine the need for correct maintenance or replacement.

Not covered under the warranty program : Products determined to be tampered with, modified or neglected, products that have been misused, products in lack of maintenance, products that are subject to normal wear and tear, products affected by a crash or sudden obscure impact, products damaged due to improper installation/reinstallation, products used for any purpose other than the intended use and second hand purchased products.

Fully ceramic sealed bearings so indeed there is no risk of oxidation.

CONTACT

Email for After Sales Service

sav@novatoride.com

Email for Product info

info@novatoride.com

Instagram

nova2ride

Facebook

novaridecomponents

YouTube

Nova Ride

LinkedIn

Nova Ride

HAVE A NICE RIDE

